

Annexure- 1

1. Name of Listed Entity: **SHREE CEMENT LIMITED**
2. Scrip Code/Name of Scrip/Class of Security: **BSE: 500387** **NSE: SHRECEM EQ**
3. Share Holding Pattern Filed under: **Reg.31(1)(b) Quarter ending 31st December, 2015**
 - a. if under 31(1)(b) then indicate the report for quarter ending
 - b. if under 31(1)(c) then indicate date of allotment/extinguishment
4. Declaration : The Listed entity is required to submit the following declaration to the extent of submission of information:-

Particulars	YES*	NO*
1 Whether the Listed Entity has issued any partly paid up shares		NO
2 Whether the Listed Entity has issued any Convertible Securities or Warrants?		NO
3 Whether the Listed Entity has any shares against which depository receipts are issued?		NO
4 Whether the Listed Entity has any shares in locked-in?		NO
5 Whether any shares held by promoters are pledge or otherwise encumbered?		NO

*if the Listed Entity selects the option 'NO' for the questions above, the columns for the partly paid up shares, Outstanding Convertible Securities/Warrants, depository receipts, locked-in shares, No of shares pledged or otherwise encumbered by promoters, as applicable, shall not be displayed at the time of dissemination on the Stock Exchange website. Also wherever there is 'No' declared by Listed entity in above table the values will be considered as 'Zero' by default on submission of the format of holding of specified securities.

- 5 The tabular format for disclosure of holding of specified securities is as follows:




Table I - Summary Statement holding of specified securities

Category	Category of Shareholder	No of Shareholders	No of fully paid up equity shares held	No of Partly paid-up equity shares held	No of Shares Underlying Depository Receipts	Total No of Shares Held	Shareholding as a % of total no of shares	Number of Voting Rights held in each class of securities			No of Shares Underlying Outstanding convertible securities (Including Warrants)	Shareholding as a % assuming full conversion of convertible Securities (as a percentage of diluted share capital)	Number of Locked in Shares		Number of Shares pledged or otherwise encumbered		Number of equity shares held in dematerialized form	
								No of Voting Rights					Total as a % of (A+B+C)	No.	As a % of total Shares	No.		As a % of total Shares
								Class X	Class Y	Total								
(I)	(II)	(III)	(IV)	(V)	(VI)	(VII)	(VIII)	(IX)			(X)	(XI)	(XII)		(XIII)	(XIV)		
(A)	Promoter & Promoter Group	32	22569797	0	0	22569797	64.79	0	0	0	0.00	0	64.79	0	0.00	0	0.00	22569797
(B)	Public	15412	12267428	0	0	12267428	35.21	0	0	0	0.00	0	35.21	0	0.00	NA	NA	8357063
(C)	Non Promoter-Non Public																	
(C1)	Shares underlying DRs	0	0	0	0	0	NA	0	0	0	0.00	0	NA	0	0.00	NA	NA	0
(C2)	Shares held by Employes Trusts	0	0	0	0	0	0.00	0	0	0	0.00	0	0.00	0	0.00	NA	NA	0
	Total:	15444	34837225	0	0	34837225	100.00	0	0	0	0.00	0	100.00	0	0.00	0	0.00	30926860




Table II - Statement showing shareholding pattern of the Promoter and Promoter Group

Category	Category & Name of the Shareholder	PAN	No of Shareholders	No of fully paid up equity shares held	No of Partly paid-up equity shares held	No of Shares Underlying Depository Receipts	Total No of Shares Held (IV-V+VI)	Shareholding as a % of total no of shares (A+B+C2)	Number of Voting Rights held in each class of securities			No of Shares Underlying Outstanding convertible securities (Including Warrants)	Shareholding as a % assuming full conversion of convertible Securities (as a percentage of diluted share capital)	Number of Locked in Shares		Number of Shares pledged or otherwise encumbered		Number of equity shares held in dematerialized form	
									Class X	Class Y	Total			No.	As a % of total Shares held	No.	As a % of total Shares held		
																			No of Voting Rights
(I)	(II)	(III)	(IV)	(V)	(VI)	(VII)	(VIII)	(IX)			(X)	(XI)	(XII)		(XIII)	(XIV)			
(1)	Indian																		
	Individuals/Hindu undivided Family		11	1074484	0	0	1074484	3.08	0	0	0	0.00	0	3.08	0	0.00	0	0.00	1074484
(a)	RAIKAMAL DEVI BANGUR	ADAPB2150P	2	126100	0	0	126100	0.36	0	0	0	0.00	0	0.36	0	0.00	0	0.00	126100
	HARI MOHAN BANGUR	ADJPB0982E	2	442438	0	0	442438	1.27	0	0	0	0.00	0	1.27	0	0.00	0	0.00	442438
	BENUGOPAL BANGUR	ADRPB5687N	2	425821	0	0	425821	1.22	0	0	0	0.00	0	1.22	0	0.00	0	0.00	425821
	PADMA DEVI MAHESHWARI	ADTPM6471F	1	600	0	0	600	0.00	0	0	0	0.00	0	0.00	0	0.00	0	0.00	600
	PRASHANT BANGUR	AHAPB4776F	2	57475	0	0	57475	0.16	0	0	0	0.00	0	0.16	0	0.00	0	0.00	57475
	RANU BANGUR	AEJPB0396R	1	20000	0	0	20000	0.06	0	0	0	0.00	0	0.06	0	0.00	0	0.00	20000
	RIYA PUJA JAIN	AFQPA5773H	1	2050	0	0	2050	0.01	0	0	0	0.00	0	0.01	0	0.00	0	0.00	2050
(b)	Central Government/State Government(s)		0	0	0	0	0	0.00	0	0	0	0.00	0	0.00	0	0.00	0	0.00	0
(c)	Financial Institutions/Banks		0	0	0	0	0	0.00	0	0	0	0.00	0	0.00	0	0.00	0	0.00	0
(d)	Any Other		21	21495313	0	0	21495313	61.70	0	0	0	0.00	0	61.70	0	0.00	0	0.00	21495313
	DIGVIJAY FINLEASE LTD	AAACD6998D	2	4234780	0	0	4234780	12.16	0	0	0	0.00	0	12.16	0	0.00	0	0.00	4234780
	N B I INDUSTRIAL FINANCE CO LTD	AAACN3868N	1	849450	0	0	849450	2.44	0	0	0	0.00	0	2.44	0	0.00	0	0.00	849450
	NEWA INVESTMENTS PVT LTD	AAACN8961G	1	1376270	0	0	1376270	3.95	0	0	0	0.00	0	3.95	0	0.00	0	0.00	1376270
	THE LAXMI SALT CO LTD	AAACT9721G	2	124600	0	0	124600	0.36	0	0	0	0.00	0	0.36	0	0.00	0	0.00	124600
	THE VENKTESH CO LTD	AAACT9722F	1	460030	0	0	460030	1.32	0	0	0	0.00	0	1.32	0	0.00	0	0.00	460030
	WESTERN INDIA COMMERCIAL CO LTD	AAACW2354C	1	200650	0	0	200650	0.58	0	0	0	0.00	0	0.58	0	0.00	0	0.00	200650
	DIDU INVESTMENTS PVT LTD	AABCD1810F	2	1170909	0	0	1170909	3.36	0	0	0	0.00	0	3.36	0	0.00	0	0.00	1170909
	RAGINI FINANCE LTD	AABCR2321R	2	1268882	0	0	1268882	3.64	0	0	0	0.00	0	3.64	0	0.00	0	0.00	1268882
	RAJESH VANIYA P LTD	AABCR6316C	1	369226	0	0	369226	1.06	0	0	0	0.00	0	1.06	0	0.00	0	0.00	369226
	THE DIDWANA INVESTMENT CO LTD	AABCT1524C	2	327400	0	0	327400	0.94	0	0	0	0.00	0	0.94	0	0.00	0	0.00	327400
	MANNAKRISHNA INVESTMENTS PVT LTD	AACCM2323H	2	2042824	0	0	2042824	5.86	0	0	0	0.00	0	5.86	0	0.00	0	0.00	2042824
	ASISH CREATIONS PRIVATE LIMITED	AADCA3805D	1	86137	0	0	86137	0.25	0	0	0	0.00	0	0.25	0	0.00	0	0.00	86137
	SHREE CAPITAL SERVICES LTD	AAGCS5082D	3	8984155	0	0	8984155	25.79	0	0	0	0.00	0	25.79	0	0.00	0	0.00	8984155
	Sub-Total (A)[1]		32	22569797	0	0	22569797	64.79	0	0	0	0.00	0	64.79	0	0.00	0	0.00	22569797
(2)	Foreign																		
(a)	Individuals (Non-Resident Individuals)/Foreign Individuals		0	0	0	0	0	0.00	0	0	0	0.00	0	0.00	0	0.00	0	0.00	0
(b)	Government		0	0	0	0	0	0.00	0	0	0	0.00	0	0.00	0	0.00	0	0.00	0
(c)	Institutions		0	0	0	0	0	0.00	0	0	0	0.00	0	0.00	0	0.00	0	0.00	0
(d)	Foreign Portfolio Investor		0	0	0	0	0	0.00	0	0	0	0.00	0	0.00	0	0.00	0	0.00	0
(e)	Any Other		0	0	0	0	0	0.00	0	0	0	0.00	0	0.00	0	0.00	0	0.00	0
	Sub-Total (A)[2]		0	0	0	0	0	0.00	0	0	0	0.00	0	0.00	0	0.00	0	0.00	0
	Total Shareholding of Promoter and Promoter Group (A)=(A)[1]+(A)[2]		32	22569797	0	0	22569797	64.79	0	0	0	0.00	0	64.79	0	0.00	0	0.00	22569797

Note Out of the 425821 shares held by Shri Benugopal Bangur, the beneficial interest on 107900 shares is held by the following Trusts/Institution (Belonging to Promoters Group)

- Benugopal Bangur Family Trust (Private Trust) 4000 shares
- Sunder Devi Bangur Family Benefit Trust (Private Trust) 3000 shares
- Sri Rama Nidhi (Family Desty) 7100 shares
- Shree Venkatesh Ayurvedic Ausdhhalaya (Charitable Institution) 93800 shares



Table III - Statement showing shareholding pattern of the Public shareholder																			
Category	Category & Name of the Shareholder	PAN	No of Shareholders	No of fully paid up equity shares held	No of Partly paid up equity shares held	No of Shares Underlying Depository Receipts	Total No of Shares Held (IV+V+VI)	Shareholding as a % of total no of shares (A+B+C2)	Number of Voting Rights held in each class of securities			No of Shares Underlying convertible securities (Including Warrants)	Shareholding as a % assuming full conversion of convertible Securities (as a percentage of diluted share)	Number of Locked in Shares		Number of Shares pledged or otherwise encumbered		Number of equity shares held in dematerialized form	
									No of Voting Rights		Total as a % of (A+B+C)			No.	As a % of total	No.	As a % of total Shares		
									Class X	Class Y									Total
	(I)	(II)	(III)	(IV)	(V)	(VI)	(VII)	(VIII)	(IX)	(X)	(XI)	(XII)	(XIII)	(XIV)					
(1)	Institutions																		
(a)	Mutual Funds		191	1727678	0	0	1727678	4.96	0	0	0	0.00	0	4.96	0	0.00	NA	NA	1724528
	Unit Trust of India	AAATU1088L	20	554555	0	0	554555	1.59	0	0	0	0.00	0	1.59	0	0.00	NA	NA	554555
(b)	Venture Capital Funds		0	0	0	0	0	0.00	0	0	0	0.00	0	0.00	0	0.00	NA	NA	0
(c)	Alternate Investment Funds		0	0	0	0	0	0.00	0	0	0	0.00	0	0.00	0	0.00	NA	NA	0
(d)	Foreign Venture Capital Investors		0	0	0	0	0	0.00	0	0	0	0.00	0	0.00	0	0.00	NA	NA	0
(e)	Foreign Portfolio Investors		348	4738830	0	0	4738830	13.60	0	0	0	0.00	0	13.60	0	0.00	NA	NA	4738580
	CARTICA CAPITAL LTD	AAECC1393F	1	762157	0	0	762157	2.19	0	0	0	0.00	0	2.19	0	0.00	NA	NA	762157
	PINEBRIDGE INVESTMENTS GF MAURITIUS LIMITED	AAHCA7302F	1	480607	0	0	480607	1.38	0	0	0	0.00	0	1.38	0	0.00	NA	NA	480607
	Financial Institutions/Banks																		
(f)	Insurance Companies		16	26596	0	0	26596	0.08	0	0	0	0.00	0	0.08	0	0.00	NA	NA	16446
(g)	Provident Funds/Pension Funds		1	7863	0	0	7863	0.02	0	0	0	0.00	0	0.02	0	0.00	NA	NA	7863
(h)	Any Other																		
(i)	FOREIGN COMPANIES - FLT Limited		1	3600000	0	0	3600000	10.33	0	0	0	0.00	0	10.33	0	0.00	NA	NA	0
	OVERSEAS CORPORATE BODIES																		
	Sub Total (B)(1)		558	10104467	0	0	10104467	29.00	0	0	0	0.00	0	29.00	0	0.00	NA	NA	3500
(2)	Central Government/State Government(s)/President of India		0	0	0	0	0	0.00	0	0	0	0.00	0	0.00	0	0.00	NA	NA	0
	Sub Total (B)(2)		0	0	0	0	0	0.00	0	0	0	0.00	0	0.00	0	0.00	NA	NA	0
(3)	Non-Institutions																		
(a)	i. Individual shareholders holding nominal share capital up to Rs.2 lakhs		13522	972437	0	0	972437	2.79	0	0	0	0.00	0	2.79	0	0.00	NA	NA	756022
	ii. Individual shareholders holding nominal share capital in excess of Rs. 2 Lakhs		1	127505	0	0	127505	0.37	0	0	0	0.00	0	0.37	0	0.00	NA	NA	127505
(b)	NBFCs Registered with RBI		9	2311	0	0	2311	0.01	0	0	0	0.00	0	0.01	0	0.00	NA	NA	2311
(c)	Employee Trusts		0	0	0	0	0	0.00	0	0	0	0.00	0	0.00	0	0.00	NA	NA	0
(d)	Overseas Depositories (Holding DRs)(Balancing figure)		0	0	0	0	0	0.00	0	0	0	0.00	0	0.00	0	0.00	NA	NA	0
(e)	Any Other																		
	TRUSTS		6	26981	0	0	26981	0.08	0	0	0	0.00	0	0.08	0	0.00	NA	NA	26981
	NON RESIDENT INDIANS		602	138876	0	0	138876	0.40	0	0	0	0.00	0	0.40	0	0.00	NA	NA	75476
	CLEARING MEMBERS		81	3801	0	0	3801	0.01	0	0	0	0.00	0	0.01	0	0.00	NA	NA	3801
	BODIES CORPORATES		633	891050	0	0	891050	2.56	0	0	0	0.00	0	2.56	0	0.00	NA	NA	874050
	Sub Total (B)(3)		14854	2162961	0	0	2162961	6.21	0	0	0	0.00	0	6.21	0	0.00			1866146
	Total Public Shareholding (B) = (B)(1)+(B)(2)+(B)(3)		15412	12267428	0	0	12267428	35.21	0	0	0	0.00	0	35.21	0	0.00			8367063

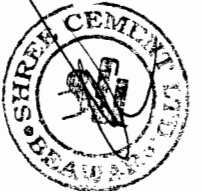



Table IV - Statement showing shareholding pattern of the Non Promoter - Non Public Shareholder

Category	Category & Name of the Shareholder	PAN	No of Shareholders	No of fully paid up equity shares held	No of Partly paid-up equity shares held	No of Shares Underlying Depository Receipts	Total No of Shares Held (IV+V+VI)	Shareholding as a % of total no of shares (A+B+C2)	Number of Voting Rights held in each class of securities			No of Shares Underlying Outstanding convertible securities (including Warrants)	Shareholding as a % assuming full conversion of convertible Securities (as a percentage of diluted share capital)	Number of Locked in Shares		Number of Shares pledged or otherwise encumbered		Number of equity shares held in dematerialized form	
									No of Voting Rights	Total as a % of (A+B+C)				No.	As a % of total Shares held	No.	As a % of total Shares held		
									Class X	Class Y	Total								
	(I)	(II)	(III)	(IV)	(V)	(VI)	(VII)	(VIII)	(IX)			(X)	(XI)	(XII)		(XIII)		(XIV)	
(1)	Custodian/DR Holder		0	0	0	0	0	0.00	0	0	0	0.00	0	0.00	0	0.00	NA	NA	0
(2)	Employee Benefit Trust (under SEBI(Share based Employee Benefit) Regulations 2014)		0	0	0	0	0	0.00	0	0	0	0.00	0	0.00	0	0.00	NA	NA	0
	Total Non-Promoter-Non Public Shareholding (C) = (C1)+(C2)		0	0	0	0	0	0.00	0	0	0	0.00	0	0.00	0	0.00			0



Details of Shares which remain unclaimed for Public		
Number of shareholders	Outstanding shares held in demat or unclaimed suspense account	voting rights which are frozen
10	595	595

